



Fall 2012 NASTF Vehicle Security Committee Meeting Summary October 13, 2012 - New Orleans, LA

The Fall NASTF Meeting was held as part of Automotive Service & Repair Week in New Orleans, Louisiana on Saturday October 13, 2012 at the Morial Convention Center. The Vehicle Security Committee met from 9:00am to 11:55am; room R 08/09. Call-in: 800.617.4268; 96600658#

Meeting Schedule:

Time	Subject	Description
9:00am	Call to Order & Roll Call	Mark Saxonberg, VSC Co Chair
9:15am	Introduction of new NASTF Executive Director	Skip Potter, NASTF's Executive Director explained his new role within NASTF. He praised SDRM as one of the most important accomplishments of NASTF and explained that it warrants full time attention from the recently created position of Director of SDRM Operations. Skip cited some of NASTF's top priorities including building on the success of SDRM and continuously enhancing SDRM security practices.
9:30am	SDRM Usage Report	David Lowell, Director of SDRM Operations reported on the latest SDRM use statistics. Since inception, 1630 applicants have been approved to use OEM secure resources. Of these, there are currently 1358 active LSID holders including 1220 primary, 113 subordinates and 25 OEM authorized users (primarily subscriber-facing support). The mix is 38% repair shops (up from 32% one year ago) with the remaining 62% in the locksmith trade. (report attached)
9:45am	MBUSA Theft Relevant Parts (TRP) Update	Dan Selke, MBUSA reported that there are currently nine service parts identified as Theft Relevant Parts (TRP). Theft relevant parts can only be purchased by the aftermarket shops through SDRM. At the present time, seven of these parts can be purchased through SDRM, the remaining two items including certain transmission "gear control modules" or valve bodies and "valve body repair kits" cannot be purchased. MBUSA is using aftermarket parts sales statistics to persuade their parent company Daimler to approval inclusion of these remaining parts; no ETA was given for addition of these last 2 parts.
10:00am	NICB Report	Ivan Blackman, NICB reported there has been 1,875,495 SDRM transactions so far in 2012. Of these, 1,028, or .05% have an associated NCIC theft record within 7 days of transaction. 79% of these recorded thefts (809 vehicles) were associated with key codes disseminated by dealerships; the remaining 21% emanating from aftermarket locksmiths. Ivan suggested that statistically, ~35% of all thefts are associated with the registered owner, i.e. insurance fraud. He also pointed out that many of the dealer-related thefts were associated with two large organized theft rings that have since been shut down. In total, 14 individuals were arrested on felony charges. NICB credits the SDRM data feed for these indictments. (report attached)



Fall 2012 NASTF Vehicle Security Committee Meeting Summary October 13, 2012 - New Orleans, LA

10:15am	Policy Work Group Update and SRC Matters	Claude Hensley, VSC Co Chair reported there have been no policy changes since our Spring meeting. Some policy document changes are under consideration to help expedite SDRM audit administration. These changes, one approved by the VSC Co-chairs, will be submitted to the PWG for approval. Claude also reported that despite several LSID suspensions and two revocations, there have been no appeals; therefore the Security Review Committee (SRC) has not convened during the past months.
10:45am	SDRM Funding Model Concepts – Update	David Lowell, NASTF’s Director of SDRM Operations reported that there are several SDRM funding models currently under study. One of the more promising options adds a small fee to the LSID account holder for each transaction that involves a registry inquiry. Funding models are all being considered by the board.
11:00am	European Automakers – Security Related Parts and Vehicle Interfaces	Robert Beckmann presented a short PowerPoint on the current status of aftermarket support capabilities and opportunities with European vehicles. Bob pointed out that some OEM parts security policies have unintended consequences. For example, 1) inability to reuse certain parts like used MB transmissions result in higher repair costs, reduced vehicle salvage value, associated increases in insurance costs, and environmental impacts. He also cited the market to build “security hack tools” for the locksmith industry ultimately results in the unsecure distribution of these tools into the hands of auto thieves. Bob encouraged MBUSA to add their remaining TRPs to the SDRM menu, BMW to join the SDRM for keys and currently restricted parts and praised Porsche for their aftermarket-friendly security support model.
11:20am	SDRM Kaizen Opportunities	Claude reported some of the improvement initiatives being considered for the near to intermediate future including review and improvement of SDRM on-line support materials, enhanced audit procedures for cause and random audits, and potential automation of audit trigger reports coming from NICB.
11:35am	Canadian SDRM Update	John Norris, Canadian Automotive Trades Association (CATA), updated the VSC on the current status of Canada’s SDRM implementation activities. SDRM Canada officially launches to Canadian technicians the week of October 15, 2012.
11:45am	New Business	No new business introduced.
11:55am	Meeting Adjournment	The meeting adjourned on schedule.



National Automotive Service Task Force

NASTF SDRM LSID Application Status

There have been 1,634 who applied for the SDRM Registry from January 2008 through September 30, 2012. There are a total of 1,630 who have been accepted and enrolled during that time period.

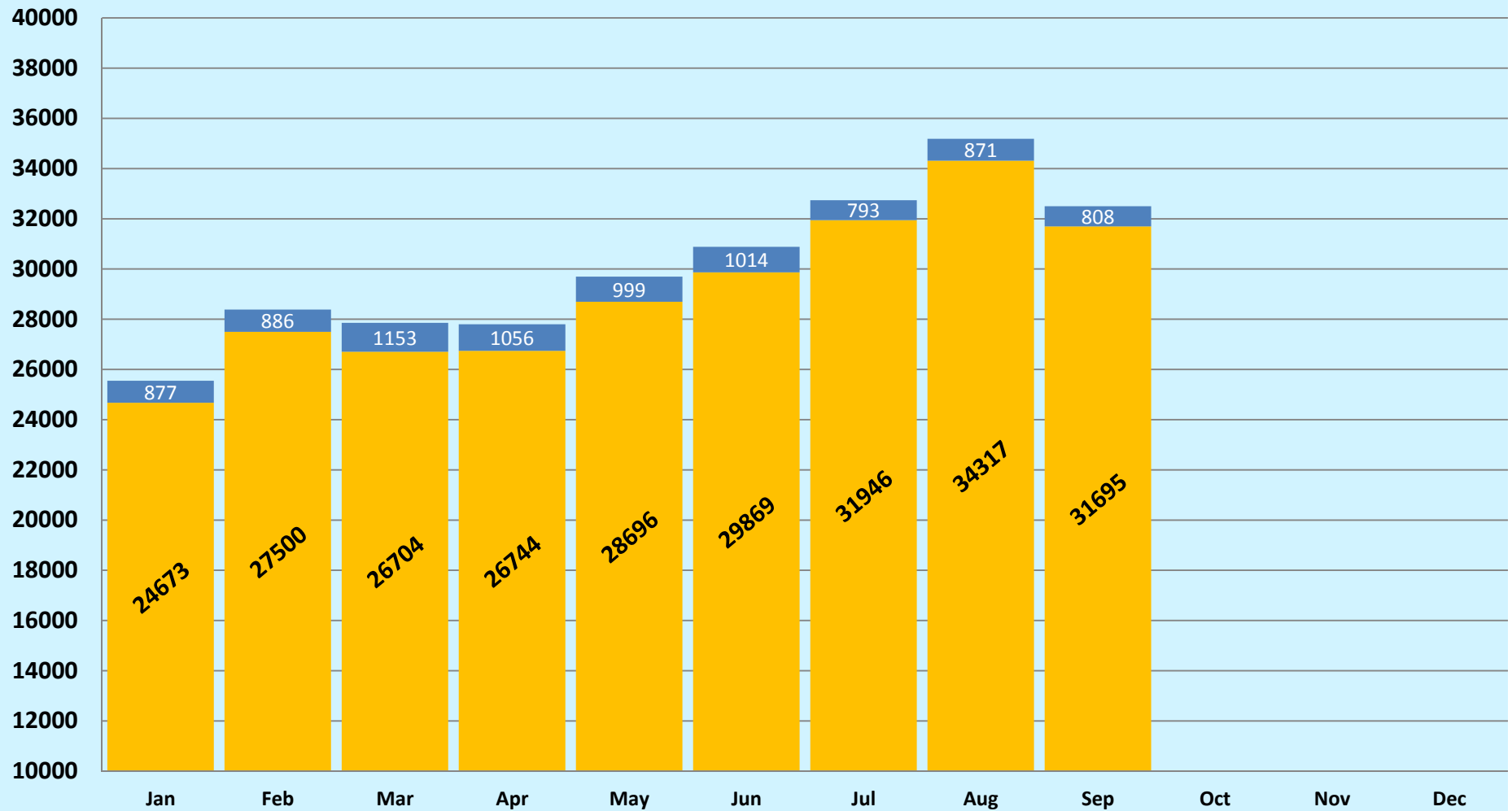
- **As of September 30, 2012 there are a total of 1,358 active LSID account holders as follows:**
 - **1,220 Primary account holders**
 - **113 Subordinate account holders**
 - **25 Manufacturer & technical support account holders**
- **Of the total Primary and sub account holders:**
 - **513 are Automotive Independent Service Providers**
 - **820 are Locksmith Companies**



National Automotive Service Task Force

2012 Transactions

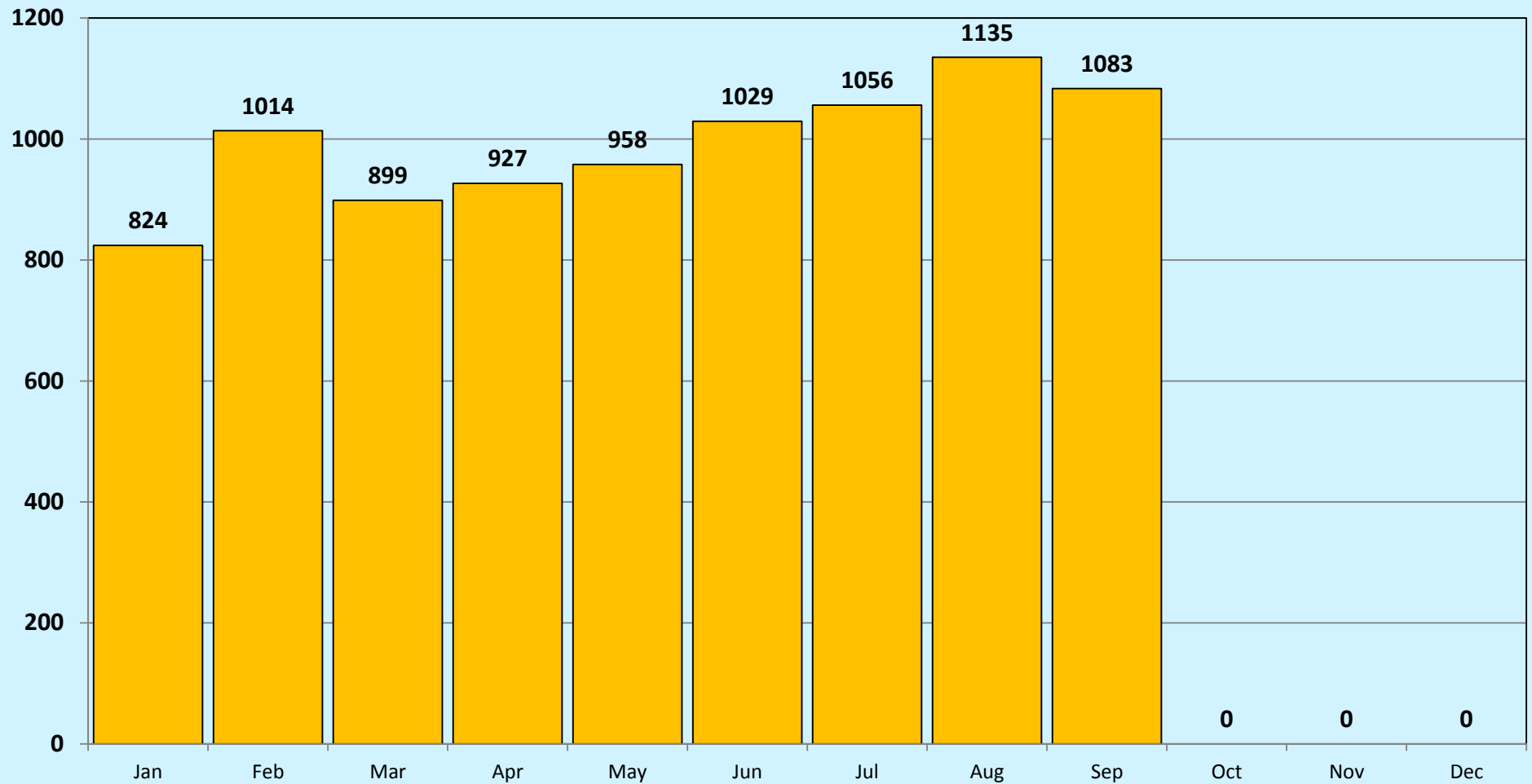
Success Failure





National Automotive Service Task Force

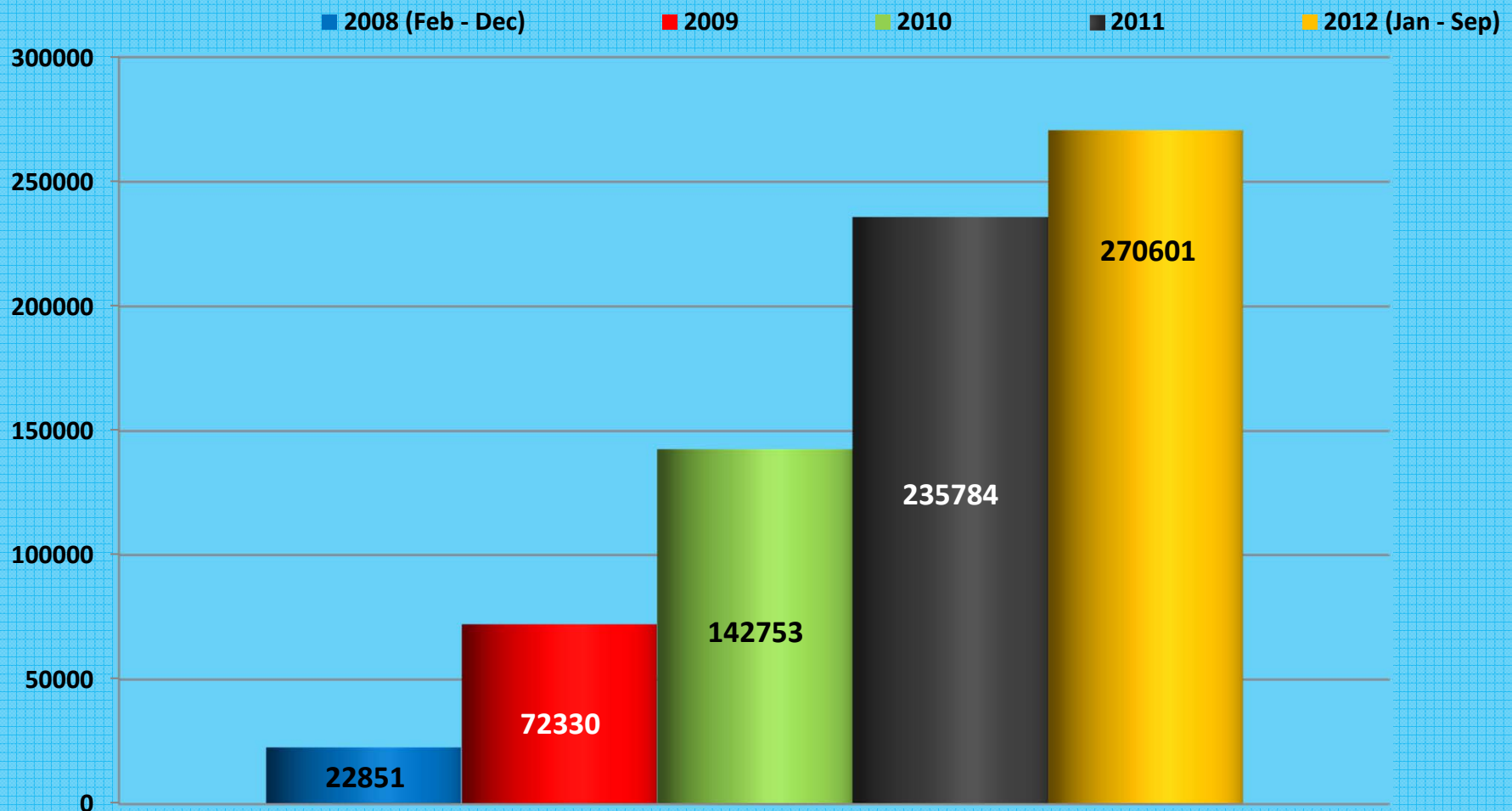
2012 Average queries per day





National Automotive Service Task Force

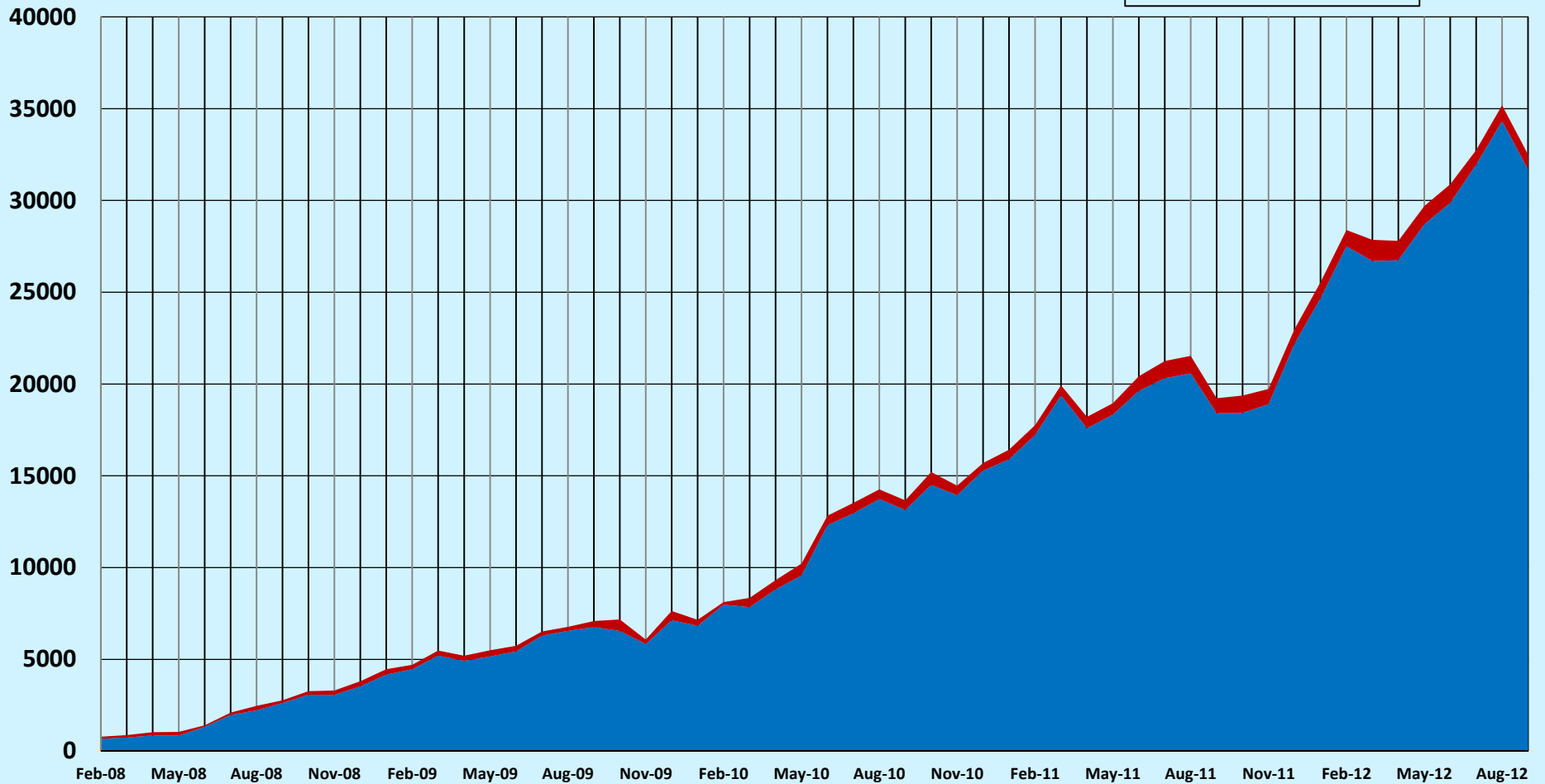

Total SDRM Transactions by Year





National Automotive Service Task Force

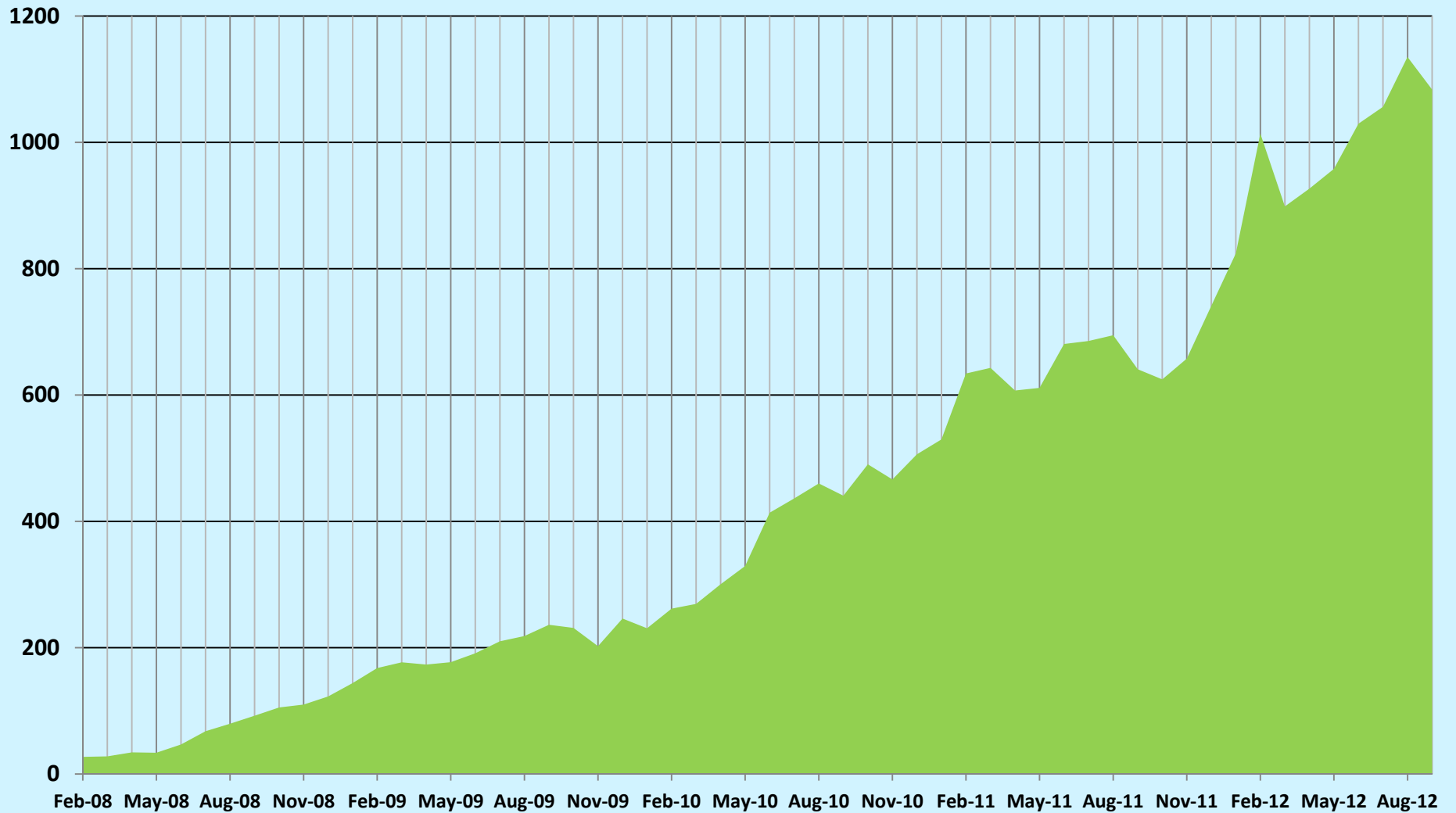
Monthly Transactions 2/2008 - 9/30/2012





National Automotive Service Task Force

Average Queries/Day from implementation to 9/30/2012





National Automotive Service Task Force

Total Active NASTF Primary & Sub-account holders by State As of 9/30/2012

State	Primary	Sub	State	Primary	Sub	State	Primary	Sub	State	Primary	Sub
Alabama	9	1	Illinois	34	6	Montana	5	0	Puerto Rico	4	0
Alaska	3	0	Indiana	20	0	Nebraska	5	0	Rhode Island	3	0
Arizona	16	1	Iowa	4	0	Nevada	13	3	South Carolina	18	4
Arkansas	10	0	Kansas	6	0	New Hampshire	5	0	South Dakota	2	0
California	223	8	Kentucky	16	0	New Jersey	50	0	Tennessee	35	4
Colorado	27	3	Louisiana	22	9	New Mexico	10	0	Texas	95	13
Connecticut	15	0	Maine	6	0	New York	62	3	Utah	10	0
Delaware	2	0	Marshall Islands	0	0	North Carolina	39	0	Vermont	4	0
District of Columbia	1	0	Maryland	21	0	North Dakota	0	0	Virginia	35	1
Florida	114	18	Massachusetts	15	2	Ohio	26	0	Washington	20	1
Georgia	37	6	Michigan	30	2	Oklahoma	16	0	West Virginia	2	0
Guam	0	0	Minnesota	10	0	Oregon	17	2	Wisconsin	16	0
Hawaii	6	0	Mississippi	10	0	Palau	0	0	Wyoming	5	0
Idaho	5	0	Missouri	23	5	Pennsylvania	36	4	Canada	1	17



Data Analytics *Strategic Report*

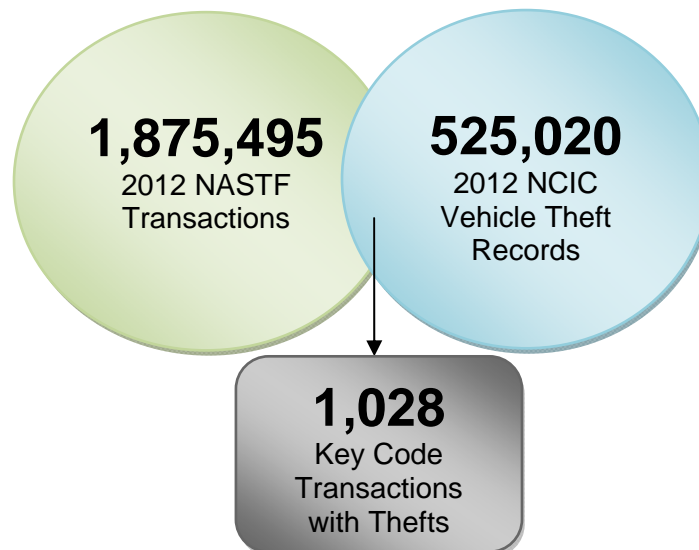
Date: 10/11/2012

Regarding: **National Automotive Service Task Force (NASTF) Statistics: January 1, 2012 – October 4, 2012**

Prepared By: Ann Florian, Strategic Analyst

NASTF Statistics were compiled for use at the NASTF General meeting on Saturday, October 13, 2012. The numbers in this report are from 1/1/2012 through 10/4/2012.

- 1,875,495 NASTF Transactions in 2012
- 525,020 NCIC vehicle theft records in 2012
- 1,028 vehicles have a NCIC theft record from 0 to 7 days after a key code request in 2012.
 - Vehicle years range from 1989 to 2013
 - 170 of these vehicles are newer models (2009-2013 vehicle years)



2012 Case Success:

NY Attorney General Press Release:

- “In ‘Operation EZ Steal,’ More Than \$1 Million In Vehicles Stolen For Black Market Sale Across U.S. & Africa”
- “Schneiderman: The Streets Of New York City Were Used As A Giant Showroom For Stealing Cars”
- “In total, 14 individuals - including the international broker, steal crew boss, locksmith, key men, vehicle thieves, and other members of an alleged illicit crew - were arrested on felony charges filed in Queens County Supreme Court Part K-18. Twelve of them were charged in a 58-count indictment with, among other crimes, Enterprise Corruption, Criminal Possession of Stolen Property, Forgery, Grand Larceny and Conspiracy. Enterprise Corruption alone carries a maximum penalty of up to 25 years in prison. Two other defendants were separately indicted for Criminal Possession of Stolen Property and Grand Larceny for their participation in this illicit ring.”

<http://www.ag.ny.gov/press-release/ag-schneiderman-nypd-commissioner-kelly-announce-14-arrests-dismantling-international>

- The table on the right details the NASTF transactions by vehicle make in 2012. It is sorted from the manufacturer with the greatest total transactions to the manufacturer with the least transactions. Service Centers that are in grey are currently not reporting their transactions through the NASTF program.

2012 NASTF Transactions by Vehicle Make			
Make	Service Center	Locksmith	Total
General Motors	815,736	58,204	873,940
Toyota	519,137	101,230	620,367
Nissan	264,298	31,439	295,737
Ford Motor		37,695	37,695
Subaru	23,404	732	24,136
Honda		9,652	9,652
Daimler Chrysler		7,763	7,763
Mazda		3,282	3,282
Suzuki	1,112	210	1,322
Mitsubishi		1,157	1,157
Mercedes Benz		405	405
SAAB		32	32
Total	1,623,687	251,801	1,875,488

The following table is a list of the 2012 NASTF Transactions with 2012 NCIC records by vehicle make. The table is sorted by the most number of thefts to the least.

2012 NASTF Transactions with 2012 NCIC records	
Make	Thefts (Within 0 to 7 Days)
Toyota	475
General Motors	414
Ford Motors	53
Nissan	52
Honda	18
Daimler Chrysler	9
Subaru	4
Mazda	2
Mitsubishi	1
Total	1,028

- Out of the 1,028 thefts, 809 were service center transactions and 221 were locksmith transactions.
 - 79% of the thefts had keys that were made at service centers.
 - The remaining 21% had keys made with locksmiths.
 - Two records had a service center transaction and a locksmith transaction the same date as the theft.

VSC FALL 2012 ATENDANCE LOG

	Company	E-Mail	Phone Number
IN PERSON:			
Mark Saxonberg	Toyota Motor Sales	mark_saxonberg@toyota.com	310-468-3377
Claude Hensley	Lock Man Locksmiths	claudes@tampabaykeys.com	727-544-1824
Jay Weiner	High tech Locksmiths	jay@htlkeys.com	877-411-5397
Rodis Alavarez	High tech Locksmiths	rodis@htlkeys.com	877-411-5397
Robert Beckmann	Blue Link Diagnostics	rbeckmann@bluelinkdiag.com	919-381-2700
Andrew Shepherd	AIA Canada	andrew.shepherd@aiacanada.com	613-302-9072
John Norris	CIIA Canada	johnnorris@aiaa.com	866-309-4272
David Lowell	ASA / NASTF SDRM	sdrm@nastf.org	817-600-0439
Bob Chabot	Manic Media, LLC	bob@manicmediallc.com	817-514-2911
PHONE ATTENDANCE			
Ivan Blackman	NICB	iblackman@nicb.org	
Dan Selke	MBUSA	dan.selke@mbusa.com	
Jim Garrido	Mobile Diagnostics Group	jgarrido@triad.rr.com	
Greg Montero	Identifix		